

# MONITORARE I PROGRESSI DEGLI STUDENTI

**GUIDA PER IL DOCENTE**



A cura di



---

## Come usare Oracle Academy Member Hub

### Guida per il Docente

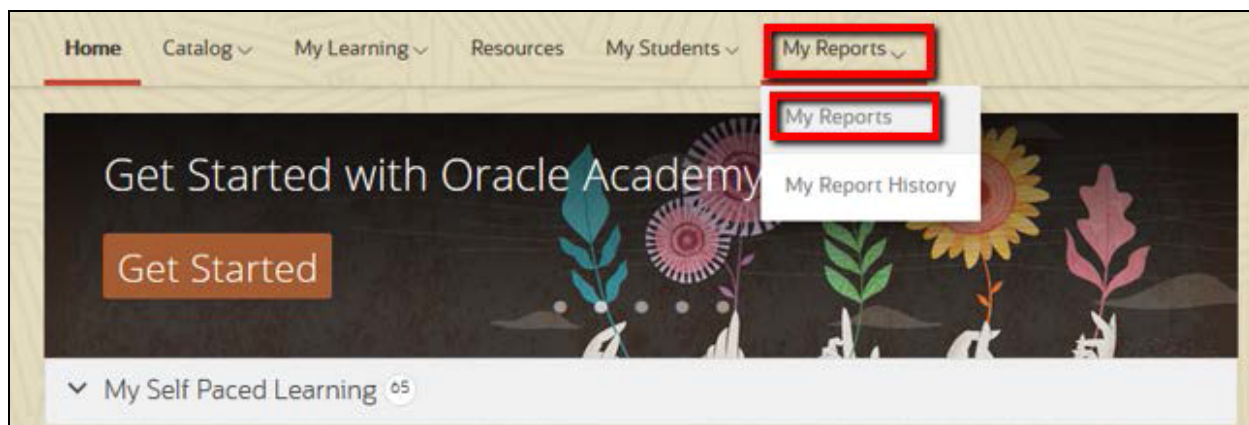
## 06 - Monitorare i progressi degli studenti

- Cosa sono i Report.....pag. 1
  1. Rapporto sullo stato dei Learning Path studente
    - Learner Learning Path status Report* ..... pag. 2
  2. Rapporto valutazione studente
    - Learner Assessment Report*.....pag. 7
  3. Rapporto sullo stato del channel studente
    - Learner Channel Status Report*.....pag. 10
  4. Rapporto di User Summary (riepilogo utente) studenti
    - Learner User Summary Report* .....pag. 13
  5. Valutazione dei Report di analisi User Summary
    - Assessment User Summary Analysis Report*.....pag. 16

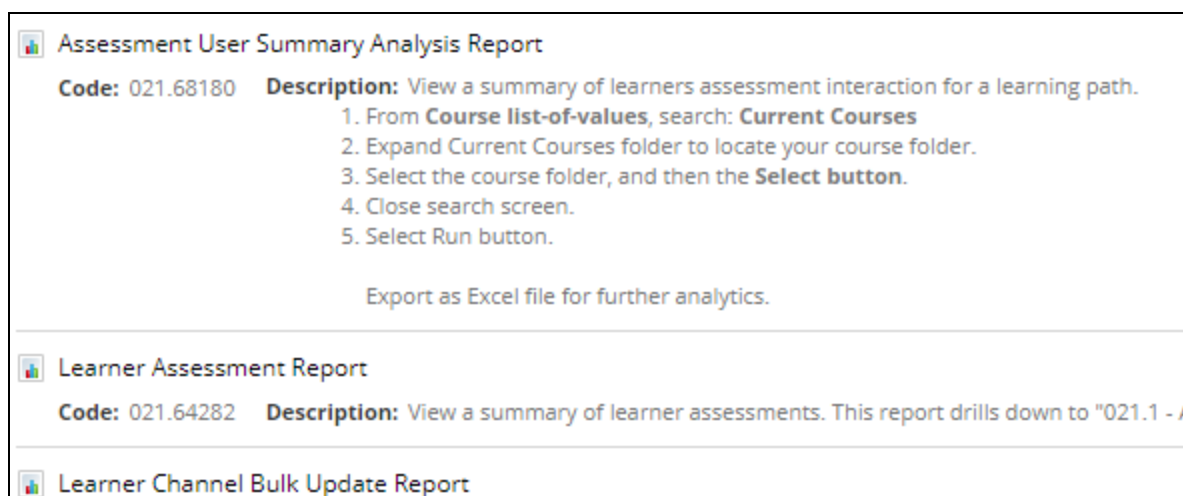
- **Cosa sono i Report**

I **Report** sono degli strumenti per controllare l'avanzamento e le valutazioni degli studenti nonché l'avanzamento nei **Learning Path** nei **Channel**. Ci sono diversi rapporti a disposizione dei docenti.

I rapporti sui progressi degli studenti si trovano nell'opzione **My Reports**, sotto il menu **My Reports**



Nelle pagine successive si trovano maggiori dettagli su ciascuno di questi **Report**:

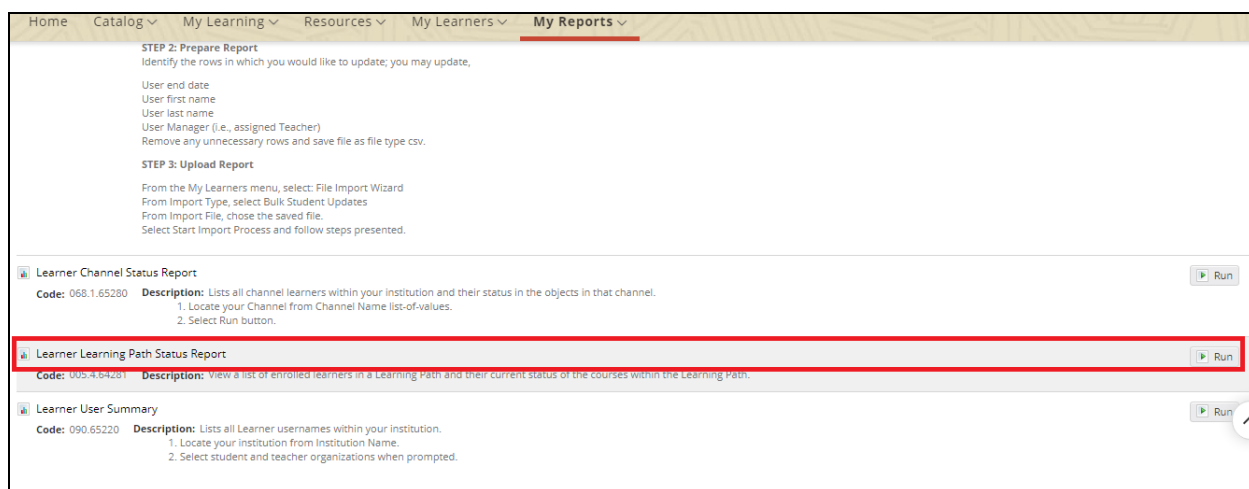


**Nota:** Gli studenti dovranno visualizzare il 98% delle slides di presentazione della lezione e completare una breve verifica alla fine di ogni lezione. Inoltre devono

superare tutti i quiz e gli esami per il completamento del **Learning Path** e avere così la possibilità di stampare il certificato di completamento.

## 1. Rapporto sullo stato dei Learning Path studente/Learner Learning Path status Report

Per vedere lo stato dei progressi degli studenti nei **Learning Path** cliccare sul link **Learner Learning Path status Report**



Home Catalog My Learning Resources My Learners **My Reports**

**STEP 2: Prepare Report**  
Identify the rows in which you would like to update; you may update.  
User end date  
User first name  
User last name  
User Manager (i.e., assigned Teacher)  
Remove any unnecessary rows and save file as file type csv.

**STEP 3: Upload Report**  
From the My Learners menu, select: File Import Wizard  
From Import Type, select Bulk Student Updates  
From Import File, chose the saved file.  
Select Start Import Process and follow steps presented.

**Learner Channel Status Report** Run  
Code: 068.1.65280 Description: Lists all channel learners within your institution and their status in the objects in that channel.  
1. Locate your Channel from Channel Name list-of-values.  
2. Select Run button.

**Learner Learning Path Status Report** Run  
Code: 005-4.04201 Description: view a list of enrolled learners in a Learning Path and their current status of the courses within the Learning Path.

**Learner User Summary** Run  
Code: 090.65220 Description: Lists all Learner usernames within your institution.  
1. Locate your institution from Institution Name.  
2. Select student and teacher organizations when prompted.

Trovare il **Learning Path** da segnalare cliccando sull'opzione LOV. È possibile restringere ulteriormente la ricerca selezionando anche un canale specifico.

**Nota:** Selezionare un canale specifico è particolarmente utile quando ci sono più canali che usano lo stesso Learning Path.

**Nota:** È possibile vedere solo le valutazioni selezionando "**Yes**" sull'opzione **Show Tests Only** (mostra solo i test).

ORACLE Academy

Home Catalog My Learning Resources My Learners My Reports Search Catalog

Reports

### Learner Learning Path Status Report (64281)

View a list of enrolled learners in a Learning Path and their current status of the courses within the Learning Path.

Report Format: HTML

\* User: %

\* Learning Path: %

\* Channel Users: %

\* Show Tests Only: No

\* Active Users: Yes

\* Status: All

\* Include Unenrollments: No

\* Mandatory fields

Run

Inserire il nome del **Learning Path** desiderato e poi cliccare **Search**. Una volta visualizzati i risultati, cliccare sul pulsante **Select** per il Learning Path di interesse e poi chiudere questa finestra.

## Search for Learning Pathways - X

---

Learning Path

Check box for exact match

Course Name/ID

Show Unpublished

---

Total: 18 [1-15] 1 2

Select	ID	Name	Type	Folder Path
<input checked="" type="checkbox"/> Select	74801248	Database Foundations LIVE Cumulative Final Exam - Indonesian	Admin	PRODUCTION / CURRENT / Learning Paths / 01 LIVE Learning Paths 2020 / DFo Live Learning Paths

Si vedrà l'ID dell'oggetto del **Learning Path** scelto nel campo appropriato. Se si vuole restringere la ricerca a un canale specifico - usare il pulsante LOV per selezionare un canale nello stesso modo. Lasciare i valori predefiniti per tutte le altre opzioni per vedere il rapporto in formato HTML e poi cliccare il pulsante **Run**.

**ORACLE Academy** Help ? Tommy Teacher OA Instructor

Home Catalog My Learning Resources My Learners My Reports Search Catalog

[Reports](#)

### Learner Learning Path Status Report (64281)

View a list of enrolled learners in a Learning Path and their current status of the courses within the Learning Path.

Report Format: HTML

\* User: %

\* Learning Path: 74801248

\* Channel Users: %

\* Show Tests Only: No

\* Active Users: Yes

\* Status: All

\* Include Unenrollments: No

\* Mandatory fields

Run

I risultati del rapporto forniranno informazioni su ogni alunno (**Username**) iscritto al **Learning Path**, la loro percentuale completata (**Progress**), il loro stato così come le informazioni sul completamento delle lezioni e delle valutazioni.

**Nota:** per le valutazioni, viene visualizzato solo il **primo punteggio ottenuto** - per visualizzare tutti i punteggi vedi il **Learner Assessment Report**.

**Nota:** nel caso manchino i completamenti degli studenti - verificare che siano iscritti al **Learning Path**.

005.4 - Teacher Learning Path Status Details (29-Apr-2020 07:25)

Parameters:  
 User: %  
 Learning Pathway: Database Design LIVE Learner - English  
 Active Users: Yes  
 Status: All  
 Include Unenrolments: No

Learning Pathway	Username	Full Name	Organisation	Date Enrolled	Progress	Completed Date	Status	days since enrolled	PROGRESS Detail	DD Course Map	DD Course Objectives	DD Final Presentation Rubric	DD HealthOne Medical Database Design Project	DD HealthOne Presentation Rubric	DD 1-1: Introduction to the Oracle Academy	DD 1-2: Data vs. Information	DD 1-3: History of the Database	DD 1-4: Transforming in Compu
Database Design LIVE Learner - English	OA74457318	74457318, User	ZZZZ High School - Students	23-Apr-20	16.4%		In Progress	6	9/55	Completed - 23-Apr-20 Time Taken: 00:00:08	Completed - 23-Apr-20 Time Taken: 00:00:07	Completed - 23-Apr-20 Time Taken: 00:00:05	Completed - 23-Apr-20 Time Taken: 00:00:04	Completed - 23-Apr-20 Time Taken: 00:00:02	Completed - 23-Apr-20 Time Taken: 00:00:03	Completed - 23-Apr-20 Time Taken: 00:00:04	Completed - 23-Apr-20 Time Taken: 00:00:02	Completed - 23-Apr-20 Time Taken: 00:00:00
Database Design LIVE Learner - English	OA74457319	74457319, User	ZZZZ High School - Students	23-Apr-20	1.8%		In Progress	6	1/55	Not Attempted	Not Attempted	Not Attempted	Not Attempted	Not Attempted	Not Attempted	Not Attempted	Not Attempted	Not Attempted
Database Design LIVE Learner - English	OA74457320	74457320, User	ZZZZ High School - Students	23-Apr-20	0%		Not Attempted	6	0/55	Not Attempted	Not Attempted	Not Attempted	Not Attempted	Not Attempted	Not Attempted	Not Attempted	Not Attempted	Not Attempted
Database Design LIVE Learner - English	OA74457321	74457321, User	ZZZZ High School - Students	23-Apr-20	0%		Not Attempted	6	0/55	Not Attempted	Not Attempted	Not Attempted	Not Attempted	Not Attempted	Not Attempted	Not Attempted	Not Attempted	Not Attempted

Il rapporto si può eseguire in vari formati come l'Excel, dove le colonne indesiderate possono essere nascoste o rimosse.

ORACLE Academy

Home Catalog My Learning Resources My Learners My Reports

Search Catalog

Reports

**Learner Learning Path Status Report (64281)**

View a list of enrolled learners in a Learning Path and their current status of the courses within the Learning Path.

Report Format:

\* User:

\* Learning Path:

**Learner Learning Path Status Report (22-May-20 13:27)**

Date: 22-May-20 13:27

File Name: Learner Learning Path Status Report.xlsx (6.8 KB)

Rows: 1

Download Email

Parameters

**Nota:** gli oggetti completati e passati sono ombreggiati in verde e quelli falliti in rosso.

	A	B	C	D	E	F	G	H	I	J	K	L	M	N
	Learning Pathway	Username	Full Name	Organisation	Date Enrolled	Progress	Completed Date	Status	DAYS SINCE ENROLLED	PROGRESS DETAIL	DD Course Map	DD Course Objectives	DD Final Presentation Rubric	DD HealthOne Medical Database
2	Database Design LIVE Learner - English	OA74457318	74457318, User	ZZZZ High School - Students	23-Apr-20	16.4%		In Progress	6	9/55	Completed 23-Apr-20 Time Taken:	Completed 23-Apr-20 Time Taken:	Completed 23-Apr-20 Time Taken:	Completed 23-Apr-20 Time Taken:
3	Database Design LIVE Learner - English	OA74457319	74457319, User	ZZZZ High School - Students	23-Apr-20	1.8%		In Progress	6	1/55	Not Attempted	Not Attempted	Not Attempted	Not Attempted
4	Database Design LIVE Learner - English	OA74457320	74457320, User	ZZZZ High School - Students	23-Apr-20	0%		Not Attempted	6	0/55	Not Attempted	Not Attempted	Not Attempted	Not Attempted
5	Database Design LIVE Learner - English	OA74457321	74457321, User	ZZZZ High School - Students	23-Apr-20	0%		Not Attempted	6	0/55	Not Attempted	Not Attempted	Not Attempted	Not Attempted
6	Database Design LIVE Learner - English	OA74457322	74457322, User	ZZZZ High School - Students	23-Apr-20	0%		Not Attempted	6	0/55	Not Attempted	Not Attempted	Not Attempted	Not Attempted

## 2. Rapporto sulla valutazione degli studenti/ Learner Assessment Report

Per vedere solo le valutazioni degli studenti e avere la possibilità di visualizzare tutti i tentativi, selezionare il **Learner Assessment Report** (Rapporto di valutazione dello studente), che ti darà anche accesso al Rapporto di analisi dei tentativi dello studente 021.1 che mostra tutti i tentativi fatti nelle valutazioni.

The screenshot shows the Oracle Academy interface. At the top, there is a navigation bar with 'Home', 'Catalog', 'My Learning', 'Resources', 'My Learners', and 'My Reports'. Below this, there is a list of reports. The 'Learner Assessment Report' is highlighted with a red box. The report details are as follows:

- Assessment User Summary Analysis Report**  
Code: 021.68180  
Description: View a summary of learners assessment interaction for a learning path.  
1. From **Course list-of-values**, search: **Current Courses**  
2. Expand **Current Courses** folder to locate your course folder.  
3. Select the course folder, and then the **Select** button.  
4. Close search screen.  
5. Select **Run** button.  
Export as Excel file for further analytics.
- Learner Assessment Report** (highlighted)  
Code: 021.64282  
Description: View a summary of learner assessments. This report drills down to "021.1 - Assessment learner Attempt Analysis Report" for detail on individual attempts.

Cerca l'ID dell'oggetto della valutazione che ti interessa, selezionalo dai risultati e clicca sul pulsante **Select**, chiudi la finestra e poi esegui il report cliccando **Run**

The screenshot shows the Oracle Academy interface. On the left, the 'Learner Assessment Report (64282)' is selected. The 'Assessment Object' search window is open, showing a list of assessment objects. The search input contains 'Database Design Midterm' and the search button is highlighted. The list of results includes 'Database Design Midterm Exam (71880554)', which is highlighted. The 'Run' button is also highlighted.

I risultati del report forniranno il punteggio dell'allievo nel test, lo stato (superato, non superato), il Numero di tentativi (Attempts) e il Numero di domande corrette ed errate, oltre ad altre informazioni.

**Nota:** Vengono mostrati tutti i Learning Path (i curricula) (DD come PL/SQL) se si vuole restringere il campo a una specifica valutazione seguire le istruzioni di seguito.

021 - Teacher Assessment User Summary Analysis Report (29-Apr-2020 07:59)

Parameters:  
 Learner: %  
 Object ID: %  
 Status: All  
 Date From: %  
 Date To: %  
 Active Users: Yes

TEST NAME	USER NAME	Name	Mastery Score	Score	Status	TIME SPENT	NUM ATTEMPTS	FIRST ATTEMPT DATE	LAST ATTEMPT DATE	COMPLETED ON	NUM CORRECT	NUM SKIPPED	NUM INCORRECT	TOTAL SCORED QUESTIONS	PERCENT INCORRECT	TOTAL NUM QUESTIONS
DD Section 1 Quiz	OA74457319	74457319, User	70	60%	Failed	00:00:42	1	23-Apr-20 12:54	23-Apr-20 12:54		2	0	2	15	40	15
DD Section 1 Quiz	OA74457319	74457319, User	70	86.7%	Passed	00:02:00	2	24-Apr-20 06:55	24-Apr-20 07:36	24-Apr-20 07:38	13	0	2	15	13.33	15
DD Section 2 Quiz	OA74457319	74457319, User	70	13.3%	Failed	00:00:55	1	24-Apr-20 06:58	24-Apr-20 06:58		2	0	13	15	86.67	15
PL/SQL Section 1 Quiz	OA74457319	74457319, User	70	40%	Failed	00:00:38	1	24-Apr-20 08:00	24-Apr-20 08:00		5	0	2	15	60	15

Totals: 4 [1-4]

Cliccare sulla casella **Number of Attempts (Numero di Tentativi)** per vedere tutti i tentativi fatti dallo studente per una valutazione.

021 - Teacher Assessment User Summary Analysis Report (29-Apr-2020 07:59)

Parameters:  
 Learner: %  
 Object ID: %  
 Status: All  
 Date From: %  
 Date To: %  
 Active Users: Yes




TEST NAME	USER NAME	Name	Mastery Score	Score	Status	TIME SPENT	NUM ATTEMPTS	FIRST ATTEMPT DATE	LAST ATTEMPT DATE	COMPLETED ON	NUM CORRECT	NUM SKIPPED	NUM INCORRECT	TO
DD Section 1 Quiz	OA74457318	74457318, User	70	60%	Failed	00:00:42	1	23-Apr-20 12:54	23-Apr-20 12:54		9	0	6	15
DD Section 1 Quiz	OA74457319	74457319, User	70	86.7%	Passed	00:02:00	2	24-Apr-20 06:55	24-Apr-20 07:36	24-Apr-20 07:38	13	0	2	15
DD Section 2 Quiz	OA74457319	74457319, User	70	13.3%	Failed	00:00:55	1	24-Apr-20 06:58	24-Apr-20 06:58		2	0	13	15
PL/SQL Section 1 Quiz	OA74457319	74457319, User	70	40%	Failed	00:00:38	1	24-Apr-20 08:00	24-Apr-20 08:00		6	0	9	15






Alcuni valori di interesse possono essere: **Score** (Punteggio), **Status** (Stato), **Time Taken** (Tempo impiegato) e **Attempt Date** (Data del tentativo)

Test	Username	Name	Organisation	Mastery Score	Score	Status	Time Taken	Attempt Date	NUM CORRECT	NUM SKIPPED	NUM INCORRECT	TOTAL SCORED QUESTIONS	PERCENT INCORRECT	TOTAL QUESTIONS	CONTENT ID
DD Section 1 Quiz	OA74457319	74457319, User	ZZZZ High School - Students	70	46.7%	Failed	00:00:44	24-Apr-2020 06:55:56 am	2	0	8	15	53.33	15	71871112
DD Section 1 Quiz	OA74457319	74457319, User	ZZZZ High School - Students	70	86.7%	Passed	00:02:00	24-Apr-2020 07:36:37 am	13	0	2	15	13.33	15	71871112

Total: 2 [1-2]

Per restringere la ricerca a un utente specifico e/o a una valutazione, usare i campi Learner e Object ID e per cercare un alunno o una valutazione usare l'opzione di ricerca LOV

**ORACLE Academy**  Help  Tommy Teacher  
OA Instructor 



Home Catalog  My Learning  Resources My Learners  My Reports  Search Catalog 



[Reports](#)

**Learner Assessment Report (64282)**


View a summary of learner assessments. This report drills down to "0211 - Assessment learner Attempt Analysis Report" for detail on individual attempts.


Report Format:

\* Learner:   

\* Object ID:   

\* Status:

\* Date From:  






\* Date To:  

\* Active Users:

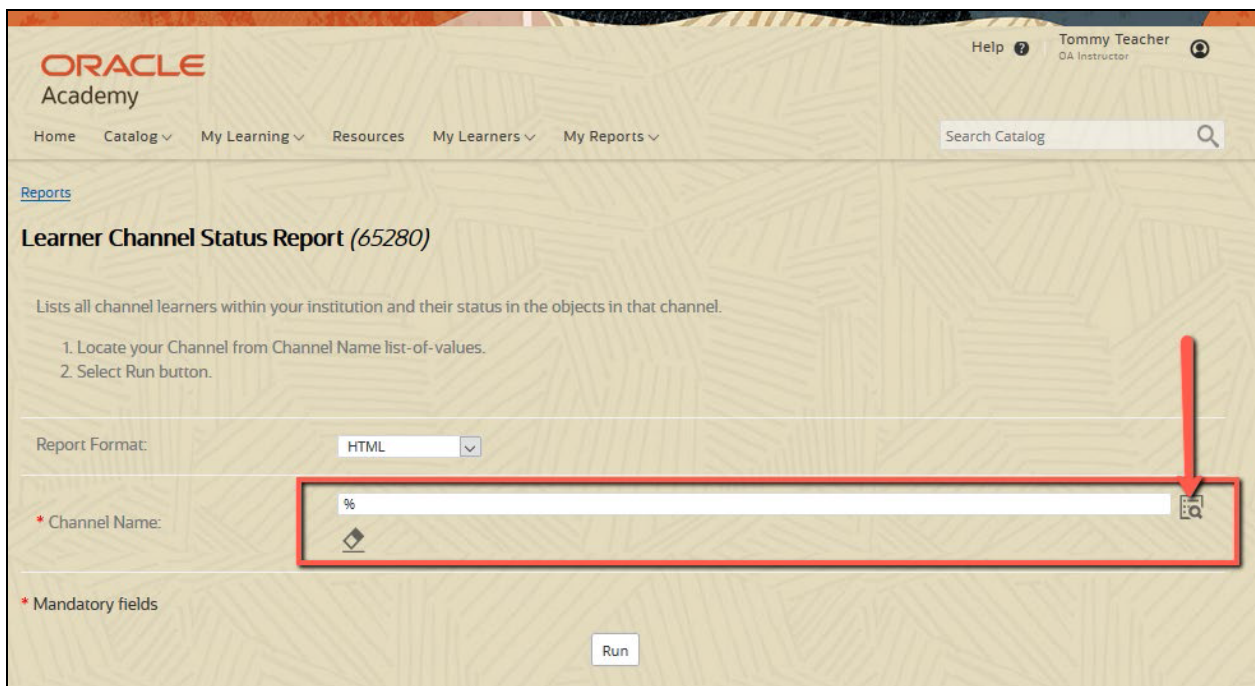
\* Mandatory fields

### 3. Rapporto sullo stato del channel studente/ Learner Channel Status Report

I progressi degli studenti in un canale si possono seguire tramite i **Learner Channel Status Report**

	<b>Assessment User Summary Analysis Report</b> <b>Code:</b> 021.68180 <b>Description:</b> View a summary of learners assessment interaction for a learning path. <ol style="list-style-type: none"> <li>1. From <b>Course list-of-values</b>, search: <b>Current Courses</b></li> <li>2. Expand <b>Current Courses</b> folder to locate your course folder.</li> <li>3. Select the course folder, and then the <b>Select</b> button.</li> <li>4. Close search screen.</li> <li>5. Select <b>Run</b> button.</li> </ol>	<input type="button" value="Run"/>
Export as Excel file for further analytics.		
	<b>Learner Assessment Report</b> <b>Code:</b> 021.64282 <b>Description:</b> View a summary of learner assessments. This report drills down to "021 - Assessment learner Attempt Analysis Report" for detail on individual attempts.	<input type="button" value="Run"/>
	<b>Learner Channel Status Report</b> <b>Code:</b> 068.1.65280 <b>Description:</b> Lists all channel learners within your institution and their status in the objects in that channel. <ol style="list-style-type: none"> <li>1. Locate your Channel from Channel Name list-of-values.</li> <li>2. Select <b>Run</b> button.</li> </ol>	<input type="button" value="Run"/>
	<b>Learner Learning Path Status Report</b> <b>Code:</b> 005.4.64281 <b>Description:</b> View a list of enrolled learners in a Learning Path and their current status of the courses within the Learning Path.	<input type="button" value="Run"/>
	<b>Learner User Summary</b> <b>Code:</b> 090.65220 <b>Description:</b> Lists all Learner usernames within your institution. <ol style="list-style-type: none"> <li>1. Locate your institution from Institution Name.</li> <li>2. Select student and teacher organizations when prompted.</li> </ol>	<input type="button" value="Run"/>

*Selezionare il nome del canale desiderato usando il tasto di ricerca LOV*



The screenshot shows the Oracle Academy interface. At the top, there is a navigation bar with 'ORACLE Academy' logo, user information 'Tommy Teacher DA Instructor', and a 'Search Catalog' field. Below the navigation, the 'Reports' section is active, displaying the 'Learner Channel Status Report (65280)'. The report description and instructions are visible. The 'Report Format' is set to 'HTML'. The 'Channel Name' field is highlighted with a red box, and a red arrow points to the search icon on the right side of the field. Below the 'Channel Name' field, there is a 'Run' button.

**Channel Offerings** - X

---

Select
🔍 1 Results
^ 🔍

🔍 ▼ 
Search Clear

All
  Published
  Un-published

Name	Content Type
Oracle Academy (66327327)	
- 📁 PRODUCTION (66327447)	
- 📁 CURRENT (66327449)	
- 📁 Institutions (68350377)	
- 📁 NA (68350381)	
- 📁 United States (68350591)	
- 📁 ZZZZ High School (74456049)	
- 📁 Channels (74456050)	
- 📁 PL/SQL MWF Fall Class (90033586)	
<span style="border: 2px solid red; padding: 2px;"># PL/SQL MWF Fall Class (90033588)</span>	Channel

*I risultati del rapporto mostrano quanti oggetti del canale sono stati completati, non completati e non tentati per ogni allievo.*

Learner Channel Status Report - Mozilla Firefox

https://myacademy.oracle.com/mt/dmreports.prStatus?in\_session\_id=4/AJ3J59359J98J&in\_report\_id=15832638&in\_polling=C&in\_standardOutput=Y

logo

**Learner Channel Status Report (28-Aug-2020 06:34)**

Parameters:  
Channel Name: PL/SQL MWF Fall Class (90033588)

Institution Name	Channel Name	Username	Full Name	Date Enrolled	Total Number of Objects	User Objects Completed	User Objects Incomplete	User Objects Not Attempted	Manager Name
	PL/SQL MWF Fall Class	TEST_INSTRUCTOR_14	Test - English Instructor_14	04-Aug-20 08:29 PST	556	0	1	555	
	PL/SQL MWF Fall Class	OA93238462	User 93238462	25-Aug-20 11:41 PST	556	0	0	556	Teacher: Tommy
	PL/SQL MWF Fall Class	OA93238463	User 93238463	25-Aug-20 11:41 PST	556	0	0	556	Teacher: Tommy
	PL/SQL MWF Fall Class	OA93238464	User 93238464	25-Aug-20 11:41 PST	556	0	0	556	Teacher: Tommy
	PL/SQL MWF Fall Class	OA93238465	User 93238465	25-Aug-20 11:41 PST	556	0	0	556	Teacher: Tommy
	PL/SQL MWF Fall Class	OA93238466	User 93238466	25-Aug-20 11:41 PST	556	0	0	556	Teacher: Tommy
	PL/SQL MWF Fall Class	OA93238467	User 93238467	25-Aug-20 11:41 PST	556	0	0	556	Teacher: Tommy
	PL/SQL MWF Fall Class	OA93238468	User 93238468	25-Aug-20 11:41 PST	556	0	0	556	Teacher: Tommy
	PL/SQL MWF Fall Class	OA93238469	User 93238469	25-Aug-20 11:41 PST	556	0	0	556	Teacher: Tommy
	PL/SQL MWF Fall Class	OA93238470	User 93238470	25-Aug-20 11:41 PST	556	0	0	556	Teacher: Tommy
	PL/SQL MWF Fall Class	OA93238461	User:billy 93238461-bob is the teacher	25-Aug-20 11:41 PST	556	0	0	556	Teacher: Tommy

Total: 11 [1-11]

#### 4. Rapporto di User Summary (riepilogo utente) studenti/ Learner User Summary Report

Per visualizzare un elenco degli account Learner si può eseguire il riepilogo degli utenti Learner su **User Summary**

**Assessment User Summary Analysis Report**  
Code: 021.68180 Description: View a summary of learners assessment interaction for a learning path.  
1. From **Course list-of-values**, search: **Current Courses**  
2. Expand **Current Courses** folder to locate your course folder.  
3. Select the course folder, and then the **Select** button.  
4. Close search screen.  
5. Select **Run** button.  
Export as Excel file for further analytics. Run

**Learner Assessment Report**  
Code: 021.64282 Description: View a summary of learner assessments. This report drills down to "0211 - Assessment learner Attempt Analysis Report" for detail on individual attempts. Run

**Learner Channel Status Report**  
Code: 068.1.65280 Description: Lists all channel learners within your institution and their status in the objects in that channel.  
1. Locate your Channel from Channel Name list-of-values.  
2. Select **Run** button. Run

**Learner Learning Path Status Report**  
Code: 005.4.64281 Description: View a list of enrolled learners in a Learning Path and their current status of the courses within the Learning Path. Run

**Learner User Summary**  
Code: 090.65220 Description: Lists all Learner usernames within your institution.  
1. Locate your institution from Institution Name.  
2. Select student and teacher organizations when prompted. Run

Individuare e selezionare la propria istituzione usando il pulsante LOV

[Reports](#)

## Learner User Summary (65220)

Lists all Learner usernames within your institution.

1. Locate your institution from Institution Name.
2. Select student and teacher organizations when prompted.

Report Format:

\* Institution Name:

\* Include Expired Users:

\* Mandatory fields

### Organization - X

Select +
 Include Empty Organizations 🔍 3 Results

🔍 ZZZZ  Match Exactly Search

Name	Type
🏠 Oracle Academy (66327327)	
— 🏠 Oracle Academy (66327332)	
— 🏠 Institutions (68349949)	
— 🏠 NA (68349956)	Region
— 🏠 United States (68350375)	Country
— 🏠 ZZZZ High School (74456046)	Institution
— 🏠 ZZZZ High School - Students (74456048)	Students
— 🏠 ZZZZ High School - Teachers (74456047)	Faculty Members

Eseguendo il rapporto si vedrà l'elenco studenti della propria istituzione e la data dell'ultimo accesso (se hai personalizzato i nomi degli studenti, apparirà il nome e il cognome).

Learner User Summary - Mozilla Firefox

https://myacademy.oracle.com/lmt/dmreports.prStatus?in\_session\_id=4JAJJ3J59359J98J&in\_report\_id=1583278&in\_po

logo

**Learner User Summary (28-Aug-2020 06:51)**

**Parameters:**  
 Institution Name: ZZZZ High School - Students (74456048)  
 Include Expired Users: No

[Show All](#) Total: 221 [1-50] 1 2 3 4 5

Organizations	Username	First Name	Last Name	Email Address	Last Login Date	Start Date	End Date
ZZZZ High School - Students	OA78382604	User	78382604	test@oracle.com	25-Aug-20 10:44	23-May-20	25-May-21
ZZZZ High School - Students	OA78382605	User	78382605	test@oracle.com		23-May-20	25-May-21
ZZZZ High School - Students	OA78382606	User	78382606	test@oracle.com		23-May-20	25-May-21
ZZZZ High School - Students	OA78382607	User	78382607	test@oracle.com		23-May-20	25-May-21
ZZZZ High School - Students	OA78382608	User	78382608	test@oracle.com		23-May-20	25-May-21
ZZZZ High School - Students	OA78614953	User	78614953	test@oracle.com		25-May-20	31-Dec-20
ZZZZ High School - Students	OA78614954	User	78614954	test@oracle.com		25-May-20	31-Dec-20

Per produrre il rapporto in un altro formato e salvare il contenuto in **Excel** - cliccare sul menu a tendina e selezionare il formato prima di eseguire con il tasto **Run**

[Reports](#)

## Learner User Summary (65220)

Lists all Learner usernames within your institution.

1. Locate your institution from Institution Name.
2. Select student and teacher organizations when prompted.

**Report Format:**

- HTML
- HTML
- CSV (Excel)
- CSV (Excel UTF-8)
- XLS (Excel)

\* Institution Name:






\* Include Expired Users: No

\* Mandatory fields

Run

## 5. Valutazione dei Report di analisi User summary/*Assessment User Summary Analysis Report*

Per visualizzare un riepilogo dei completamenti delle valutazioni degli studenti per un Learning Path si può eseguire il **Assessment User Summary Analysis Report**

	<b>Assessment User Summary Analysis Report</b> Code: 021.68180 Description: View a summary of learners assessment interaction for a learning path. 1. From <b>Course list-of-values</b> , search: <b>Current Courses</b> 2. Expand Current Courses folder to locate your course folder. 3. Select the course folder, and then the <b>Select button</b> . 4. Close search screen. 5. Select Run button.  Export as Excel file for further analytics.	Run
	<b>Learner Assessment Report</b> Code: 021.64282 Description: View a summary of learner assessments. This report drills down to "0211 - Assessment learner Attempt Analysis Report" for detail on individual attempts.	Run
	<b>Learner Channel Status Report</b> Code: 068.1.65280 Description: Lists all channel learners within your institution and their status in the objects in that channel. 1. Locate your Channel from Channel Name list-of-values. 2. Select Run button.	Run
	<b>Learner Learning Path Status Report</b> Code: 005.4.64281 Description: View a list of enrolled learners in a Learning Path and their current status of the courses within the Learning Path.	Run
	<b>Learner User Summary</b> Code: 090.65220 Description: Lists all Learner usernames within your institution. 1. Locate your institution from Institution Name. 2. Select student and teacher organizations when prompted.	Run

*Cliccare il pulsante di ricerca LOV per cercare il Corso*

[Reports](#)


### Assessment User Summary Analysis Report (68180)

View a summary of learners assessment interaction for a learning path.


1. From Course, use List-of-Values to locate your course from Online Courses folder.
2. Select Run button.


Export as Excel file for further analytics.

Report Format:

\* Course:   



\* Status:

\* Date From:   


\* Date To:   


\* User Status:

\* Mandatory fields



*Digitare il nome del corso e cliccare Search - selezionare il **Learning Path** di interesse e cliccare su **Select**, poi chiudere questa finestra*



[Reports](#)

### Assessment User Summary Analysis Report (68180)

View a summary of learners assessment interaction for a learning path.

1. From Course, use List-of-Values to locate your course from Online Courses folder.
2. Select Run button.

Export as Excel file for further analytics.

Report Format: XLS (Excel) ▾

\* Course: 68230903 🔍

\* Status: All ▾

\* Date From: % 📅

\* Date To: % 📅

\* User Status: Active ▾

\* Mandatory fields

Run

Cliccare sul pulsante **Download** per aprire/salvare il file **Excel**.

### Assessment User Summary Analysis Report (17-Dec-20 04:31)

**Date:** 17-Dec-20 04:31

**File Name:** 📄 Assessment User Summary Analysis Report.xlsx (34.2 KB)

**Rows:** 281

📄 Download 📧 Email

+ Parameters

Da qui si possono gestire i dati Excel per ottenere ulteriori analisi di cui si ha bisogno, come media e riepilogo.